

Race Analysis / Analyse de la course Men Elite Road Race

Rank	Race Number	Race Name	Nation Code	Split 1	Split 2	Split 3	Split 4	Finish
				Split 5	Split 6	Split 7		
1	22	POGAČAR Tadej	SLO	2:02:35 (46) +5:35 4:36:39 (2) +0	2:41:28 (24) +3:21 5:11:56 (1) +0	3:22:52 (20) +3:55 5:49:17 (1) +0	4:01:55 (38) +2:55	6:27:30 +0
2	69	O'CONNOR Ben	AUS	2:02:35 (104) +5:35 4:37:15 (32) +36	2:41:28 (119) +3:21 5:12:58 (21) +1:02	3:22:52 (73) +3:55 5:50:44 (11) +1:27	4:01:55 (80) +2:55	6:28:04 +34
3	1	van der POEL Mathieu	NED	2:02:35 (26) +5:35 4:37:15 (21) +36	2:41:28 (36) +3:21 5:12:48 (7) +52	3:22:52 (14) +3:55 5:50:44 (8) +1:27	4:01:55 (62) +2:55	6:28:28 +58
4	144	SKUJINS Toms	LAT	2:02:35 (24) +5:35 4:37:15 (27) +36	2:41:28 (69) +3:21 5:12:36 (5) +40	3:22:52 (59) +3:55 5:50:17 (2) +1:00	4:01:55 (21) +2:55	6:28:28 "
5	10	EVENEPOEL Remco	BEL	2:02:35 (125) +5:35 4:37:15 (50) +36	2:41:28 (38) +3:21 5:12:58 (10) +1:02	3:22:52 (107) +3:55 5:50:44 (7) +1:27	4:01:55 (77) +2:55	6:28:28 "
6	75	HIRSCHI Marc	SUI	2:02:35 (67) +5:35 4:37:15 (34) +36	2:41:28 (65) +3:21 5:12:58 (19) +1:02	3:22:52 (35) +3:55 5:50:44 (14) +1:27	4:01:55 (36) +2:55	6:28:28 "
7	124	HEALY Ben	IRL	2:02:35 (49) +5:35 4:37:15 (46) +36	2:41:28 (124) +3:21 5:12:36 (3) +40	3:22:52 (46) +3:55 5:50:17 (3) +1:00	4:01:55 (78) +2:55	6:28:30 +1:00
8	32	MAS NICOLAU Enric	ESP	2:02:35 (70) +5:35 4:37:15 (55) +36	2:41:28 (104) +3:21 5:12:58 (20) +1:02	3:22:52 (53) +3:55 5:50:44 (12) +1:27	4:01:55 (98) +2:55	6:28:31 +1:01
9	85	SIMMONS Quinn	USA	2:02:35 (126) +5:35 4:37:15 (94) +36	2:41:28 (31) +3:21 5:12:58 (13) +1:02	3:22:52 (23) +3:55 5:50:44 (9) +1:27	4:01:55 (22) +2:55	6:29:48 +2:18
10	51	BARDET Romain	FRA	2:02:35 (129) +5:35 4:37:15 (22) +36	2:41:28 (93) +3:21 5:13:20 (25) +1:24	3:22:52 (112) +3:55 5:50:44 (6) +1:27	4:01:55 (48) +2:55	6:29:48 "
11	26	ADRIA OLIVERAS Roger	ESP	2:02:35 (151) +5:35 4:37:15 (79) +36	2:41:28 (122) +3:21 5:13:20 (23) +1:24	3:22:52 (84) +3:55 5:50:44 (10) +1:27	4:01:55 (126) +2:55	6:29:48 "
12	6	MOLLEMA Bauke	NED	2:02:35 (79) +5:35 4:37:15 (19) +36	2:41:28 (26) +3:21 5:12:58 (17) +1:02	3:22:52 (79) +3:55 5:50:44 (4) +1:27	4:01:55 (32) +2:55	6:29:48 "

Race Analysis / Analyse de la course Men Elite Road Race

Rank	Race Number	Race Name	Nation Code	Split 1	Split 2	Split 3	Split 4	Finish
				Split 5	Split 6	Split 7		
13	47	PEDERSEN Mads	DEN	2:02:35 (153)	2:41:28 (70)	3:22:52 (147)	4:01:55 (118)	6:31:22 +3:52
				+5:35	+3:21	+3:55	+2:55	
				4:37:15 (35)	5:12:58 (15)	5:51:23 (23)		
14	95	HOELGAARD Markus	NOR	2:02:35 (62)	2:41:28 (51)	3:22:52 (24)	4:01:55 (99)	6:31:22 "
				+5:35	+3:21	+3:55	+2:55	
				4:37:15 (39)	5:12:58 (18)	5:51:23 (22)		
15	104	ZIMMERMANN Georg	GER	2:02:35 (105)	2:41:28 (129)	3:22:52 (145)	4:01:55 (121)	6:31:22 "
				+5:35	+3:21	+3:55	+2:55	
				4:37:15 (88)	5:12:58 (22)	5:51:23 (18)		
16	60	ONLEY Oscar	GBR	2:02:35 (43)	2:41:28 (89)	3:22:52 (95)	4:01:55 (132)	6:31:22 "
				+5:35	+3:21	+3:55	+2:55	
				4:37:15 (43)	5:12:36 (4)	5:50:44 (15)		
17	81	McNULTY Brandon	USA	2:02:35 (55)	2:41:28 (32)	3:22:52 (65)	4:01:55 (25)	6:31:22 "
				+5:35	+3:21	+3:55	+2:55	
				4:37:15 (83)	5:13:20 (29)	5:51:23 (16)		
18	67	HINDLEY Jai	AUS	2:02:35 (45)	2:41:28 (46)	3:22:52 (51)	4:01:55 (55)	6:31:22 "
				+5:35	+3:21	+3:55	+2:55	
				4:37:15 (29)	5:12:58 (14)	5:51:23 (21)		
19	86	VERMAERKE Kevin	USA	2:02:35 (78)	2:41:28 (120)	3:22:52 (49)	3:59:15 (8)	6:31:22 "
				+5:35	+3:21	+3:55	+15	
				4:36:39 (3)	5:12:48 (6)	5:51:23 (20)		
20	136	VACEK Mathias	CZE	2:02:35 (37)	2:41:28 (48)	3:22:52 (38)	4:01:55 (40)	6:31:22 "
				+5:35	+3:21	+3:55	+2:55	
				4:37:15 (44)	5:12:58 (16)	5:50:44 (5)		
21	126	RYAN Archie	IRL	2:02:35 (117)	2:41:28 (160)	3:22:52 (160)	4:01:55 (26)	6:33:34 +6:04
				+5:35	+3:21	+3:55	+2:55	
				4:37:15 (75)	5:13:40 (37)	5:52:23 (25)		
22	55	MADOUAS Valentin	FRA	2:02:35 (159)	2:41:28 (92)	3:22:52 (54)	4:01:55 (95)	6:33:34 "
				+5:35	+3:21	+3:55	+2:55	
				4:37:15 (66)	5:13:20 (30)	5:52:23 (24)		
23	49	WANDAHL Frederik	DEN	2:02:35 (152)	2:41:28 (68)	3:22:52 (121)	4:01:55 (54)	6:33:34 "
				+5:35	+3:21	+3:55	+2:55	
				4:37:15 (37)	5:12:48 (8)	5:51:23 (19)		
24	46	NIELSEN Magnus Cort	DEN	2:02:35 (25)	2:41:28 (17)	3:22:52 (94)	3:59:15 (12)	6:34:06 +6:36
				+5:35	+3:21	+3:55	+15	
				4:36:39 (10)	5:13:20 (31)	5:52:47 (31)		
				+0	+1:24	+3:30		

Race Analysis / Analyse de la course
 Men Elite Road Race

Rank	Race Number	Race Name	Nation Code	Split 1	Split 2	Split 3	Split 4	Finish
				Split 5	Split 6	Split 7		
25	36	CICCONE Giulio	ITA	2:02:35 (85)	2:41:28 (62)	3:22:52 (86)	4:01:55 (88)	6:34:06
				+5:35	+3:21	+3:55	+2:55	"
				4:37:15 (65)	5:13:30 (32)	5:52:47 (29)		
26	28	AYUSO PESQUERA Juan	ESP	2:02:35 (134)	2:41:28 (128)	3:22:52 (103)	4:01:55 (69)	6:34:06
				+5:35	+3:21	+3:55	+2:55	"
				4:37:15 (90)	5:13:30 (34)	5:52:47 (30)		
27	158	VALTER Attila	HUN	2:02:35 (142)	2:41:28 (137)	3:22:52 (143)	4:01:55 (136)	6:34:06
				+5:35	+3:21	+3:55	+2:55	"
				4:37:15 (95)	5:13:20 (26)	5:52:47 (26)		
28	101	LIPOWITZ Florian	GER	2:02:35 (81)	2:41:28 (121)	3:22:52 (131)	3:59:15 (10)	6:34:06
				+5:35	+3:21	+3:55	+15	"
				4:36:39 (7)	5:13:20 (27)	5:52:47 (34)		
29	130	GROSSSCHARTNER Felix	AUT	2:02:35 (88)	2:41:28 (43)	3:22:52 (66)	4:01:55 (60)	6:34:06
				+5:35	+3:21	+3:55	+2:55	"
				4:37:15 (77)	5:13:20 (28)	5:52:47 (33)		
30	64	YATES Adam Richard	GBR	2:02:35 (114)	2:41:28 (113)	3:22:52 (129)	4:01:55 (56)	6:34:06
				+5:35	+3:21	+3:55	+2:55	"
				4:37:15 (63)	5:13:40 (38)	5:52:47 (27)		
31	4	KELDERMAN Wilco	NED	2:02:35 (64)	2:41:28 (142)	3:22:52 (64)	4:01:55 (51)	6:34:06
				+5:35	+3:21	+3:55	+2:55	"
				4:37:15 (52)	5:13:20 (24)	5:52:47 (35)		
32	122	VLASOV Aleksandr	AIN	2:02:35 (131)	2:41:28 (132)	3:22:52 (40)	4:01:55 (45)	6:34:06
				+5:35	+3:21	+3:55	+2:55	"
				4:37:15 (49)	5:13:40 (39)	5:52:47 (28)		
33	53	GAUDU David	FRA	2:02:35 (119)	2:41:28 (101)	3:22:52 (99)	4:01:55 (75)	6:34:06
				+5:35	+3:21	+3:55	+2:55	"
				4:37:15 (36)	5:12:58 (12)	5:50:44 (13)		
34	80	JORGENSEN Matteo	USA	2:02:35 (20)	2:41:28 (57)	3:22:52 (56)	4:01:55 (31)	6:34:06
				+5:35	+3:21	+3:55	+2:55	"
				4:37:15 (57)	5:12:58 (11)	5:51:23 (17)		
35	57	SIVAKOV Pavel	FRA	2:02:35 (68)	2:41:28 (135)	3:22:52 (71)	3:59:15 (11)	6:34:10
				+5:35	+3:21	+3:55	+15	+6:40
				4:36:39 (4)	5:11:56 (2)	5:52:47 (32)		
36	100	GESCHKE Simon	GER	1:57:00 (3)	2:38:07 (4)	3:18:57 (2)	3:59:00 (1)	6:34:31
				+0	+0	+0	+0	+7:01
				4:36:39 (5)	5:14:00 (53)	5:54:13 (38)		
				+0	+2:04	+4:56		

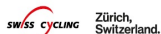
Race Analysis / Analyse de la course
 Men Elite Road Race

Rank	Race Number	Race Name	Nation Code	Split 1	Split 2	Split 3	Split 4	Finish
				Split 5	Split 6	Split 7		
37	77	KUNG Stefan	SUI	2:02:35 (71)	2:41:28 (117)	3:22:52 (30)	4:01:55 (24)	6:34:31
				+5:35	+3:21	+3:55	+2:55	"
				4:37:15 (76)	5:14:25 (65)	5:54:13 (36)		
38	54	GREGOIRE Romain	FRA	2:02:35 (93)	2:41:28 (126)	3:22:52 (33)	4:01:55 (57)	6:34:31
				+5:35	+3:21	+3:55	+2:55	"
				4:37:15 (42)	5:13:40 (36)	5:54:13 (37)		
39	82	POWLESS Neilson	USA	2:02:35 (50)	2:41:28 (34)	3:22:52 (127)	4:01:55 (103)	6:39:39
				+5:35	+3:21	+3:55	+2:55	+12:09
				4:37:15 (69)	5:14:00 (54)	5:55:55 (41)		
40	91	TEJADA CANACUE Harold Alfonso	COL	2:02:35 (40)	2:41:28 (41)	3:22:52 (82)	4:01:55 (72)	6:39:39
				+5:35	+3:21	+3:55	+2:55	"
				4:37:15 (93)	5:14:25 (71)	5:55:55 (45)		
41	96	JOHANNESSEN Tobias Halland	NOR	2:02:35 (89)	2:41:28 (96)	3:22:52 (80)	4:01:55 (42)	6:39:39
				+5:35	+3:21	+3:55	+2:55	"
				4:37:15 (58)	5:12:48 (9)	5:55:55 (47)		
42	118	COSTA Rui	POR	2:02:35 (34)	2:41:28 (88)	3:22:52 (42)	4:01:55 (73)	6:39:39
				+5:35	+3:21	+3:55	+2:55	"
				4:37:15 (54)	5:14:25 (64)	5:55:55 (40)		
43	37	ROTA Lorenzo	ITA	2:02:35 (51)	2:41:28 (66)	3:22:52 (41)	4:01:55 (96)	6:39:39
				+5:35	+3:21	+3:55	+2:55	"
				4:37:15 (41)	5:14:25 (57)	5:55:55 (53)		
44	138	COTE Pier-Andre	CAN	2:02:35 (83)	2:41:28 (94)	3:22:52 (67)	4:01:55 (84)	6:39:39
				+5:35	+3:21	+3:55	+2:55	"
				4:37:15 (82)	5:14:25 (58)	5:55:55 (44)		
45	40	ZAMBANINI Edoardo	ITA	2:02:35 (66)	2:41:28 (106)	3:22:52 (50)	4:01:55 (53)	6:39:39
				+5:35	+3:21	+3:55	+2:55	"
				4:37:15 (56)	5:14:25 (62)	5:55:55 (52)		
46	70	SCHULTZ Nicholas	AUS	2:02:35 (139)	2:41:28 (111)	3:22:52 (104)	4:01:55 (76)	6:39:39
				+5:35	+3:21	+3:55	+2:55	"
				4:37:15 (28)	5:14:00 (41)	5:55:55 (66)		
47	84	SHEFFIELD Magnus	USA	2:02:35 (65)	2:41:28 (74)	3:22:52 (92)	4:01:55 (35)	6:39:39
				+5:35	+3:21	+3:55	+2:55	"
				4:37:15 (61)	5:13:40 (40)	5:55:55 (49)		
48	39	ULISSI Diego	ITA	2:02:35 (95)	2:41:28 (78)	3:22:52 (19)	4:01:55 (63)	6:39:39
				+5:35	+3:21	+3:55	+2:55	"
				4:37:15 (67)	5:14:25 (55)	5:55:55 (51)		
				+36	+2:29	+6:38		

Race Analysis / Analyse de la course Men Elite Road Race

Rank	Race Number	Race Name	Nation Code	Split 1	Split 2	Split 3	Split 4	Finish
				Split 5	Split 6	Split 7		
49	7	OOMEN Sam	NED	2:02:35 (57)	2:41:28 (63)	3:22:52 (135)	4:01:55 (140)	6:39:39
				+5:35	+3:21	+3:55	+2:55	"
				4:37:15 (89)	5:14:25 (68)	5:55:55 (54)		
50	103	STEINHAUSER Georg	GER	2:02:35 (145)	2:41:28 (80)	3:22:52 (133)	4:01:55 (117)	6:39:39
				+5:35	+3:21	+3:55	+2:55	"
				4:37:15 (59)	5:14:25 (63)	5:55:55 (56)		
51	16	van GILS Maxim	BEL	2:02:35 (21)	2:41:28 (71)	3:22:52 (22)	4:01:55 (91)	6:39:39
				+5:35	+3:21	+3:55	+2:55	"
				4:37:15 (51)	5:14:00 (48)	5:55:55 (62)		
52	43	HONORE Mikkel	DEN	2:02:35 (28)	2:41:28 (82)	3:22:52 (74)	4:01:55 (90)	6:39:39
				+5:35	+3:21	+3:55	+2:55	"
				4:37:15 (73)	5:14:25 (66)	5:55:55 (58)		
53	111	TESFAZION Natnael	ERI	2:02:35 (106)	2:41:28 (76)	3:22:52 (48)	4:01:55 (74)	6:39:39
				+5:35	+3:21	+3:55	+2:55	"
				4:37:15 (64)	5:14:25 (60)	5:55:55 (57)		
54	140	WOODS Michael Russell	CAN	2:02:35 (47)	2:41:28 (33)	3:22:52 (83)	4:01:55 (105)	6:39:39
				+5:35	+3:21	+3:55	+2:55	"
				4:37:15 (80)	5:14:00 (51)	5:55:55 (67)		
55	119	OLIVEIRA Nelson	POR	2:02:35 (69)	2:41:28 (77)	3:22:52 (44)	4:01:55 (33)	6:39:39
				+5:35	+3:21	+3:55	+2:55	"
				4:37:15 (47)	5:13:30 (33)	5:55:55 (42)		
56	98	STAUNE-MITTET Johannes	NOR	2:02:35 (108)	2:41:28 (112)	3:22:52 (100)	3:59:15 (14)	6:39:39
				+5:35	+3:21	+3:55	+15	"
				4:36:39 (9)	5:14:25 (69)	5:55:55 (43)		
57	61	PIDCOCK Thomas	GBR	2:02:35 (41)	2:41:28 (35)	3:22:52 (29)	4:01:55 (78)	6:39:39
				+5:35	+3:21	+3:55	+2:55	"
				4:37:15 (26)	5:13:30 (35)	5:55:18 (39)		
58	27	ARANBURU DEVA Alex	ESP	2:02:35 (113)	2:41:28 (147)	3:22:52 (120)	4:01:55 (107)	6:39:39
				+5:35	+3:21	+3:55	+2:55	"
				4:37:15 (96)	5:14:25 (59)	5:55:55 (64)		
59	33	RODRIGUEZ CANO Carlos	ESP	2:02:35 (82)	2:41:28 (158)	3:22:52 (39)	4:01:55 (92)	6:39:39
				+5:35	+3:21	+3:55	+2:55	"
				4:37:15 (85)	5:14:00 (43)	5:55:55 (46)		
60	89	MARTINEZ POVEDA Daniel Felipe	COL	2:02:35 (147)	2:41:28 (52)	3:22:52 (159)	4:01:55 (86)	6:39:39
				+5:35	+3:21	+3:55	+2:55	"
				4:37:15 (81)	5:14:00 (45)	5:55:55 (59)		
				+36	+2:04	+6:38		

HOST PARTNERS



MAIN PARTNERS



OFFICIAL PARTNERS



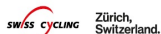
OFFICIAL SUPPLIERS



Race Analysis / Analyse de la course Men Elite Road Race

Rank	Race Number	Race Name	Nation Code	Split 1	Split 2	Split 3	Split 4	Finish
				Split 5	Split 6	Split 7		
61	56	MOLARD Rudy	FRA	2:02:35 (135)	2:41:28 (134)	3:22:52 (119)	4:01:55 (97)	6:39:39
				+5:35	+3:21	+3:55	+2:55	"
				4:37:15 (74)	5:14:00 (42)	5:55:55 (61)		
62	30	CASTRILLO ZAPATER Pablo	ESP	2:02:35 (127)	2:41:28 (143)	3:22:52 (68)	4:01:55 (41)	6:39:39
				+5:35	+3:21	+3:55	+2:55	"
				4:37:15 (97)	5:14:00 (50)	5:55:55 (63)		
63	35	CATTANEO Mattia	ITA	2:02:35 (107)	2:41:28 (90)	3:22:52 (113)	3:59:15 (7)	6:39:39
				+5:35	+3:21	+3:55	+15	"
				4:36:39 (15)	5:14:00 (49)	5:55:55 (50)		
64	24	ROGLIČ Primož	SLO	2:02:35 (39)	2:41:28 (37)	3:22:52 (26)	4:01:55 (44)	6:39:39
				+5:35	+3:21	+3:55	+2:55	"
				4:37:15 (53)	5:14:00 (44)	5:55:55 (55)		
65	166	JUNGELS Bob	LUX	2:02:35 (158)	2:41:28 (110)	3:22:52 (138)	4:01:55 (64)	6:39:39
				+5:35	+3:21	+3:55	+2:55	"
				4:37:15 (87)	5:14:00 (46)	5:55:55 (60)		
66	41	ZANA Filippo	ITA	2:02:35 (38)	2:41:28 (99)	3:22:52 (88)	4:02:00 (149)	6:39:39
				+5:35	+3:21	+3:55	+3:00	"
				4:37:15 (84)	5:14:25 (70)	5:55:55 (68)		
67	123	DUNBAR Edward	IRL	2:02:35 (163)	2:41:28 (105)	3:22:52 (157)	4:01:55 (108)	6:39:39
				+5:35	+3:21	+3:55	+2:55	"
				4:37:15 (99)	5:14:25 (67)	5:55:55 (48)		
68	65	YATES Simon Philip	GBR	2:02:35 (143)	2:41:28 (136)	3:22:52 (144)	4:01:55 (135)	6:39:39
				+5:35	+3:21	+3:55	+2:55	"
				4:37:15 (68)	5:14:25 (61)	5:55:55 (69)		
69	38	TIBERI Antonio	ITA	2:02:35 (86)	2:41:28 (72)	3:22:52 (69)	4:01:55 (115)	6:45:09
				+5:35	+3:21	+3:55	+2:55	+17:39
				4:37:15 (72)	5:14:25 (56)	6:00:56 (70)		
70	87	WARBASSE Lawrence	USA	2:02:35 (14)	2:41:28 (15)	3:22:52 (122)	4:01:55 (19)	6:45:09
				+5:35	+3:21	+3:55	+2:55	"
				4:37:15 (71)	5:17:14 (72)	6:02:30 (72)		
71	143	NEILANDS Kristis	LAT	2:02:35 (118)	2:41:28 (86)	3:22:52 (76)	4:01:55 (18)	6:45:09
				+5:35	+3:21	+3:55	+2:55	"
				4:37:15 (23)	5:18:14 (73)	6:02:30 (71)		
72	178	KUBIŠ Lukaš	SVK	2:02:35 (110)	2:41:28 (60)	3:22:52 (70)	4:01:55 (30)	6:46:53
				+5:35	+3:21	+3:55	+2:55	+19:23
				4:37:15 (98)	5:22:22 (87)	6:04:37 (79)		
				+36	+10:26	+15:20		

HOST PARTNERS



MAIN PARTNERS



OFFICIAL PARTNERS



OFFICIAL SUPPLIERS



Race Analysis / Analyse de la course Men Elite Road Race

Rank	Race Number	Race Name	Nation Code	Split 1	Split 2	Split 3	Split 4	Finish			
				Split 5	Split 6	Split 7					
73	115	THOMPSON Reuben	NZL	2:02:35 (87)	2:41:28 (73)	3:22:52 (130)	4:01:55 (113)	6:46:53			
				+5:35	+3:21	+3:55	+2:55	"			
				4:40:34 (111)	5:22:22 (88)	6:04:37 (82)					
74	159	CADENA MARTINEZ Edgar David	MEX	2:02:35 (148)	2:41:28 (154)	3:22:52 (152)	4:01:55 (144)	6:46:53			
				+5:35	+3:21	+3:55	+2:55	"			
				4:40:30 (105)	5:22:22 (81)	6:04:37 (80)					
75	97	LEKNESSUND Andreas	NOR	2:02:35 (98)	2:41:28 (107)	3:22:52 (18)	4:01:55 (141)	6:46:53			
				+5:35	+3:21	+3:55	+2:55	"			
				4:40:30 (104)	5:22:22 (86)	6:04:37 (76)					
76	131	SCHONBERGER Sebastian	AUT	2:02:35 (109)	2:41:28 (49)	3:22:52 (89)	4:01:55 (138)	6:46:53			
				+5:35	+3:21	+3:55	+2:55	"			
				4:40:30 (108)	5:22:22 (84)	6:04:37 (81)					
77	151	OWSIAN Lukasz	POL	2:02:35 (42)	2:41:28 (21)	3:22:52 (96)	4:01:55 (101)	6:46:53			
				+5:35	+3:21	+3:55	+2:55	"			
				4:40:30 (107)	5:22:22 (82)	6:04:37 (78)					
78	156	DINA Marton	HUN	2:02:35 (164)	2:41:28 (148)	3:22:52 (125)	4:01:55 (131)	6:46:53			
				+5:35	+3:21	+3:55	+2:55	"			
				4:40:34 (110)	5:22:22 (85)	6:04:37 (77)					
79	90	RUBIO REYES Einer Augusto	COL	2:02:35 (123)	2:41:28 (91)	3:22:52 (106)	4:01:55 (85)	6:46:53			
				+5:35	+3:21	+3:55	+2:55	"			
				4:37:15 (92)	5:18:14 (76)	6:02:30 (74)					
80	164	SILVA COUSSAN Guillermo Thomas	URU	2:02:35 (75)	2:41:28 (55)	3:22:52 (128)	4:01:55 (123)	6:46:53			
				+5:35	+3:21	+3:55	+2:55	"			
				4:37:15 (70)	5:18:14 (74)	6:02:30 (73)					
81	163	FAGUNDEZ LIMA Antonio Eric	URU	2:02:35 (128)	2:41:28 (130)	3:22:52 (111)	4:01:55 (120)	6:46:53			
				+5:35	+3:21	+3:55	+2:55	"			
				4:40:30 (103)	5:22:22 (83)	6:04:37 (75)					
99	BRENNER Marco	GER	2:02:35 (102)	2:41:28 (42)	3:22:52 (85)	4:01:55 (58)	+2:55	DNF			
									4:37:15 (62)	5:14:00 (47)	5:55:55 (65)
									+36	+2:04	+6:38
68	MATTHEWS Michael	AUS	2:02:35 (115)	2:41:28 (95)	3:22:52 (21)	4:01:55 (59)	+2:55	DNF			
									4:37:15 (38)	5:14:00 (52)	
									+36	+2:04	
108	GHEBREIGZABHIER Amanuel	ERI	2:02:35 (72)	2:41:28 (28)	3:22:52 (87)	4:01:55 (43)	+2:55	DNF			
									4:37:15 (100)	5:18:14 (75)	
									+36	+6:18	

Race Analysis / Analyse de la course
Men Elite Road Race

Rank	Race Number	Race Name	Nation Code	Split 1	Split 2	Split 3	Split 4	Finish
				Split 5	Split 6	Split 7		
	5	LEMMEN Bart	NED	2:02:35 (121) +5:35 4:37:15 (25) +36	2:41:28 (20) +3:21 5:18:42 (77) +6:46	3:22:52 (81) +3:55	4:01:55 (122) +2:55	DNF
	152	PEKALA Piotr	POL	1:57:00 (2) +0 4:36:39 (16) +0	2:38:07 (6) +0 5:21:02 (78) +9:06	3:18:57 (3) +0	3:59:00 (2) +0	DNF
	168	WIRTGEN Luc	LUX	1:57:00 (6) +0 4:36:39 (12) +0	2:38:07 (5) +0 5:21:02 (79) +9:06	3:18:57 (5) +0	3:59:00 (4) +0	DNF
	74	DILLIER Silvan	SUI	1:57:00 (1) +0 4:36:39 (8) +0	2:38:07 (3) +0 5:21:02 (80) +9:06	3:18:57 (1) +0	3:59:00 (3) +0	DNF
	9	van den BROEK Frank	NED	2:02:35 (124) +5:35 4:37:15 (86) +36	2:41:28 (75) +3:21 5:22:22 (89) +10:26	3:22:52 (117) +3:55	4:01:55 (37) +2:55	DNF
	129	GOGL Michael	AUT	2:02:35 (44) +5:35 4:37:15 (91) +36	2:41:28 (40) +3:21 5:29:22 (90) +17:26	3:22:52 (91) +3:55	4:01:55 (66) +2:55	DNF
	76	JACOBS Johan	SUI	2:02:35 (11) +5:35 4:45:46 (134) +9:07	2:41:28 (98) +3:21 5:30:30 (91) +18:34	3:22:52 (90) +3:55	4:01:55 (129) +2:55	DNF
	110	MULUEBERHAN Henok	ERI	2:02:35 (150) +5:35 4:45:46 (136) +9:07	2:41:28 (150) +3:21 5:30:30 (92) +18:34	3:22:52 (150) +3:55	4:01:55 (102) +2:55	DNF
	132	ZANGERLE Emanuel	AUT	2:02:35 (120) +5:35 4:44:03 (133) +7:24	2:41:28 (138) +3:21 5:30:30 (93) +18:34	3:22:52 (43) +3:55	4:01:55 (87) +2:55	DNF
	78	LIENHARD Fabian	SUI	2:02:35 (23) +5:35 4:41:28 (114) +4:49	2:41:28 (116) +3:21 5:30:30 (94) +18:34	3:22:52 (10) +3:55	4:01:55 (125) +2:55	DNF
	149	BUDZINSKI Marcin	POL	2:02:35 (53) +5:35 4:41:28 (117) +4:49	2:43:42 (173) +5:35 5:30:30 (95) +18:34	3:22:52 (78) +3:55	4:01:55 (116) +2:55	DNF
	133	BOROŠ Michael	CZE	2:02:35 (22) +5:35 4:41:28 (122) +4:49	2:41:28 (23) +3:21 5:30:30 (96) +18:34	3:22:52 (34) +3:55	4:01:55 (134) +2:55	DNF

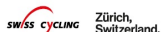
Race Analysis / Analyse de la course
Men Elite Road Race

Rank	Race Number	Race Name	Nation Code	Split 1	Split 2	Split 3	Split 4	Finish
				Split 5	Split 6	Split 7		
	116	ALVES OLIVEIRA Ivo Manuel	POR	2:02:35 (30) +5:35 4:40:30 (106) +3:51	2:41:28 (25) +3:21 5:30:30 (97) +18:34	3:22:52 (28) +3:55	4:01:55 (52) +2:55	DNF
	127	BAYER Tobias	AUT	2:02:35 (73) +5:35 4:41:28 (120) +4:49	2:41:28 (67) +3:21 5:30:30 (98) +18:34	3:22:52 (98) +3:55	4:01:55 (65) +2:55	DNF
	184	RAISBERG Nadav	ISR	2:02:35 (92) +5:35 4:41:28 (121) +4:49	2:41:28 (125) +3:21 5:30:30 (99) +18:34	3:22:52 (72) +3:55	4:01:55 (128) +2:55	DNF
	128	GALL Felix	AUT	2:02:35 (175) +5:35 4:41:28 (116) +4:49	2:41:28 (155) +3:21 5:34:13 (100) +22:17	3:22:52 (161) +3:55	4:01:55 (148) +2:55	DNF
	125	Mc DUNPHY Conn	IRL	2:02:35 (144) +5:35 4:48:51 (138) +12:12	2:41:28 (50) +3:21 5:38:04 (101) +26:08	3:22:52 (118) +3:55	4:01:55 (124) +2:55	DNF
	188	HOPKINS Kaden Luke	BER	2:02:35 (136) +5:35 4:50:35 (141) +13:56	2:41:28 (97) +3:21 5:38:23 (102) +26:27	3:22:52 (139) +3:55	4:05:55 (150) +6:55	DNF
	25	TRATNIK Jan	SLO	2:02:35 (27) +5:35 4:36:39 (1) +0	2:41:28 (30) +3:21	3:22:52 (36) +3:55	3:59:15 (16) +15	DNF
	117	ALVES OLIVEIRA Rui Filipe	POR	1:57:00 (5) +0 4:36:39 (6) +0	2:38:07 (2) +0	3:18:57 (4) +0	3:59:00 (6) +0	DNF
	94	FOSS Tobias Svendsen	NOR	1:57:00 (4) +0 4:36:39 (11) +0	2:38:07 (1) +0	3:18:57 (6) +0	3:59:00 (5) +0	DNF
	63	WILLIAMS Stephen	GBR	2:02:35 (141) +5:35 4:36:39 (13) +0	2:41:28 (157) +3:21	3:22:52 (149) +3:55	3:59:15 (13) +15	DNF
	13 de	PLUS Laurens	BEL	2:02:35 (15) +5:35 4:36:39 (14) +0	2:41:28 (10) +3:21	3:22:52 (16) +3:55	3:59:15 (15) +15	DNF
	73	VINE Jay	AUS	2:02:35 (140) +5:35 4:36:39 (17) +0	2:41:28 (139) +3:21	3:22:52 (37) +3:55	3:59:15 (9) +15	DNF

Race Analysis / Analyse de la course Men Elite Road Race

Rank	Race Number	Race Name	Nation Code	Split 1 Split 5	Split 2 Split 6	Split 3 Split 7	Split 4	Finish
	3	HOOLE Daan	NED	2:02:35 (35) +5:35 4:37:15 (18) +36	2:41:28 (29) +3:21	3:22:52 (32) +3:55	4:01:55 (67) +2:55	DNF
	52	BERNARD Julien	FRA	2:02:35 (162) +5:35 4:37:15 (20) +36	2:41:28 (114) +3:21	3:22:52 (136) +3:55	4:01:55 (34) +2:55	DNF
	72	SWEENY Harrison William	AUS	2:02:35 (94) +5:35 4:37:15 (24) +36	2:41:28 (39) +3:21	3:22:52 (15) +3:55	4:01:55 (20) +2:55	DNF
	14	HERMANS Quinten	BEL	2:02:35 (100) +5:35 4:37:15 (30) +36	2:41:28 (59) +3:21	3:22:52 (102) +3:55	4:01:55 (28) +2:55	DNF
	79	SCHMID Mauro	SUI	2:02:35 (170) +5:35 4:37:15 (31) +36	2:41:28 (146) +3:21	3:22:52 (27) +3:55	4:01:55 (137) +2:55	DNF
	17	WELLENS Tim	BEL	2:02:35 (36) +5:35 4:37:15 (33) +36	2:41:28 (22) +3:21	3:22:52 (148) +3:55	4:01:55 (100) +2:55	DNF
	11	BENOOT Tiesj	BEL	2:02:35 (80) +5:35 4:37:15 (40) +36	2:41:28 (16) +3:21	3:22:52 (134) +3:55	4:01:55 (71) +2:55	DNF
	59	KNOX James	GBR	2:02:35 (58) +5:35 4:37:15 (45) +36	2:41:28 (87) +3:21	3:22:52 (75) +3:55	4:01:55 (110) +2:55	DNF
	113	BENNETT George	NZL	2:02:35 (91) +5:35 4:37:15 (48) +36	2:41:28 (118) +3:21	3:22:52 (57) +3:55	4:01:55 (111) +2:55	DNF
	71	STORER Michael	AUS	2:02:35 (156) +5:35 4:37:15 (60) +36	2:41:28 (85) +3:21	3:22:52 (97) +3:55	4:01:55 (83) +2:55	DNF
	114	FISHER-BLACK Finn Lachlan Fox	NZL	2:02:35 (76) +5:35 4:37:15 (78) +36	2:41:28 (141) +3:21	3:22:52 (109) +3:55	4:01:55 (89) +2:55	DNF
	34	BAGIOLI Andrea	ITA	2:02:35 (74) +5:35 4:37:15 (101) +36	2:41:28 (56) +3:21	3:22:52 (61) +3:55	4:01:55 (50) +2:55	DNF

HOST PARTNERS


 Zürich,
Switzerland.

MAIN PARTNERS



OFFICIAL PARTNERS



OFFICIAL SUPPLIERS



Race Analysis / Analyse de la course
Men Elite Road Race

Rank	Race Number	Race Name	Nation Code	Split 1	Split 2	Split 3	Split 4	Finish
				Split 5	Split 6	Split 7		
	12	CAMPENAERTS Victor	BEL	2:02:35 (9) +5:35 4:37:21 (102) +42	2:41:28 (9) +3:21	3:22:52 (7) +3:55	4:01:55 (82) +2:55	DNF
	201	MIFSUD Andrea	MLT	2:02:35 (130) +5:35 4:40:30 (109) +3:51	2:41:28 (144) +3:21	3:22:52 (115) +3:55	4:01:55 (133) +2:55	DNF
	23	PRIMOŽIČ Jaka	SLO	2:02:35 (48) +5:35 4:40:34 (112) +3:55	2:41:28 (45) +3:21	3:22:52 (31) +3:55	4:01:55 (47) +2:55	DNF
	173	MEINTJES Louis du Bouisson	RSA	2:02:35 (157) +5:35 4:40:34 (113) +3:55	2:41:28 (145) +3:21	3:22:52 (140) +3:55	4:01:55 (147) +2:55	DNF
	167	RIES Michel	LUX	2:02:35 (96) +5:35 4:41:28 (115) +4:49	2:41:28 (133) +3:21	3:22:52 (93) +3:55	4:01:55 (70) +2:55	DNF
	8	RIESEBEEK Oscar	NED	2:02:35 (18) +5:35 4:41:28 (118) +4:49	2:41:28 (14) +3:21	3:22:52 (11) +3:55	4:01:55 (94) +2:55	DNF
	15	STUYVEN Jasper	BEL	2:02:35 (29) +5:35 4:41:28 (119) +4:49	2:41:28 (12) +3:21	3:22:52 (8) +3:55	4:01:55 (23) +2:55	DNF
	2	BAX Sjoerd	NED	2:02:35 (13) +5:35 4:41:28 (123) +4:49	2:41:28 (115) +3:21	3:22:52 (153) +3:55	4:01:55 (27) +2:55	DNF
	45	ASGREEN Kasper	DEN	2:02:35 (133) +5:35 4:41:33 (124) +4:54	2:41:28 (61) +3:21	3:22:52 (45) +3:55	4:01:55 (46) +2:55	DNF
	42	FUGLSANG Jakob	DEN	2:02:35 (31) +5:35 4:41:33 (125) +4:54	2:41:28 (47) +3:21	3:22:52 (101) +3:55	4:01:55 (61) +2:55	DNF
	48	VALGREN Michael	DEN	2:02:35 (149) +5:35 4:41:33 (126) +4:54	2:41:28 (53) +3:21	3:22:52 (77) +3:55	4:01:55 (119) +2:55	DNF
	109	GIRMAY Biniam	ERI	2:02:35 (59) +5:35 4:41:33 (127) +4:54	2:41:28 (19) +3:21	3:22:52 (108) +3:55	4:01:55 (104) +2:55	DNF

Race Analysis / Analyse de la course
Men Elite Road Race

Rank	Race Number	Race Name	Nation Code	Split 1 Split 5	Split 2 Split 6	Split 3 Split 7	Split 4	Finish
	170	MIHKELS Madis	EST	2:02:35 (112) +5:35 4:41:33 (128) +4:54	2:41:28 (84) +3:21	3:22:52 (47) +3:55	4:01:55 (81) +2:55	DNF
	186	ERIKSSON Lucas	SWE	2:02:35 (99) +5:35 4:41:33 (129) +4:54	2:41:28 (83) +3:21	3:22:52 (60) +3:55	4:01:55 (68) +2:55	DNF
	165	GENIETS Kevin	LUX	2:02:35 (103) +5:35 4:41:33 (130) +4:54	2:41:28 (100) +3:21	3:22:52 (114) +3:55	4:01:55 (109) +2:55	DNF
	139	GEE Derek	CAN	2:02:35 (122) +5:35 4:41:33 (131) +4:54	2:41:28 (149) +3:21	3:22:52 (62) +3:55	4:01:55 (142) +2:55	DNF
	107	CEPEDA Jefferson	ECU	2:02:35 (138) +5:35 4:43:04 (132) +6:25	2:41:28 (79) +3:21	3:22:52 (132) +3:55	4:01:55 (143) +2:55	DNF
	142	LIEPINS Emils	LAT	2:02:35 (17) +5:35 4:45:46 (135) +9:07	2:41:28 (27) +3:21	3:22:52 (58) +3:55	4:01:55 (17) +2:55	DNF
	66	HAMILTON Christopher	AUS	2:02:35 (167) +5:35 4:45:49 (137) +9:10	2:41:28 (153) +3:21	3:22:52 (124) +3:55	4:01:55 (93) +2:55	DNF
	147	FEDOROV Yevgeniy	KAZ	2:02:35 (52) +5:35 4:49:26 (139) +12:47	2:41:28 (54) +3:21	3:22:52 (126) +3:55	4:01:55 (106) +2:55	DNF
	145	BRUSSENSKIY Gleb	KAZ	2:02:35 (33) +5:35 4:49:26 (140) +12:47	2:41:28 (58) +3:21	3:22:52 (25) +3:55	4:01:55 (114) +2:55	DNF
	88	BUITRAGO SANCHEZ Santiago	COL	2:02:35 (54) +5:35 4:51:25 (142) +14:46	2:41:43 (163) +3:36	3:22:52 (110) +3:55	4:01:55 (146) +2:55	DNF
	161	DIAZ HERRERA Miguel Angel	MEX	2:02:35 (166) +5:35 5:01:02 (143) +24:23	2:41:53 (164) +3:46	3:24:00 (165) +5:03	4:11:35 (161) +12:35	DNF
	182	ILIAS Periklis	GRE	2:02:35 (179) +5:35 5:02:30 (144) +25:51	2:42:38 (171) +4:31	3:25:55 (167) +6:58	4:12:05 (162) +13:05	DNF

Race Analysis / Analyse de la course
 Men Elite Road Race

Rank	Race Number	Race Name	Nation Code	Split 1 Split 5	Split 2 Split 6	Split 3 Split 7	Split 4	Finish
	190	VAIDIAN Iustin-Ioan	ROU	2:02:35 (165) +5:35 5:04:29 (145) +27:50	2:42:38 (170) +4:31	3:28:11 (169) +9:14	4:15:14 (165) +16:14	DNF
	21	NOVAK Domen	SLO	2:02:35 (32) +5:35	2:41:28 (18) +3:21	3:22:52 (13) +3:55	4:01:55 (29) +2:55	DNF
	29	BILBAO LOPEZ de ARMENTIA Pello	ESP	2:02:35 (178) +5:35	2:41:28 (123) +3:21	3:22:52 (55) +3:55	4:01:55 (39) +2:55	DNF
	18	GOVEKAR Matevž	SLO	2:02:35 (56) +5:35	2:41:28 (11) +3:21	3:22:52 (9) +3:55	4:01:55 (49) +2:55	DNF
	62	STEWART Jake	GBR	2:02:35 (61) +5:35	2:41:28 (81) +3:21	3:22:52 (52) +3:55	4:01:55 (112) +2:55	DNF
	58	DONOVAN Mark Jamie	GBR	2:02:35 (90) +5:35	2:41:28 (102) +3:21	3:22:52 (63) +3:55	4:01:55 (127) +2:55	DNF
	120	EULALIO Afonso	POR	2:02:35 (97) +5:35	2:42:22 (168) +4:15	3:22:52 (116) +3:55	4:01:55 (130) +2:55	DNF
	102	SCHACHMANN Maximilian	GER	2:02:35 (153) +5:35	2:41:28 (140) +3:21	3:22:52 (123) +3:55	4:01:55 (139) +2:55	DNF
	193	LANGELLOTTI Victor	MON	2:02:35 (161) +5:35	2:41:28 (131) +3:21	3:22:52 (146) +3:55	4:01:55 (145) +2:55	DNF
	160	CASTILLO SOTO Ulises Alfredo	MEX	2:02:35 (174) +5:35	2:41:34 (162) +3:27	3:22:52 (163) +3:55	4:07:41 (151) +8:41	DNF
	83	SHEEHAN Riley	USA	2:02:35 (60) +5:35	2:41:28 (44) +3:21	3:22:52 (17) +3:55	4:07:41 (152) +8:41	DNF
	155	PENUELA SANDOVAL Francisco Joel	VEN	2:02:35 (77) +5:35	2:41:28 (156) +3:21	3:22:52 (158) +3:55	4:07:41 (153) +8:41	DNF

Race Analysis / Analyse de la course
Men Elite Road Race

Rank	Race Name	Nation Code	Split 1 Split 5	Split 2 Split 6	Split 3 Split 7	Split 4	Finish
162	FRAYRE MOCTEZUMA Eder	MEX	2:02:35 (173) +5:35	2:41:34 (161) +3:27	3:22:52 (154) +3:55	4:07:41 (154) +8:41	DNF
180	GONZALEZ Roberto	PAN	1:59:08 (7) +2:08	2:41:22 (8) +3:15	3:22:52 (155) +3:55	4:07:41 (155) +8:41	DNF
189	CHUMIL GONZALEZ Sergio Geovani	GUA	2:02:35 (111) +5:35	2:41:28 (103) +3:21	3:22:52 (141) +3:55	4:07:41 (156) +8:41	DNF
112	YEMANE Dawit	ERI	2:02:35 (168) +5:35	2:41:28 (152) +3:21	3:22:52 (156) +3:55	4:07:41 (157) +8:41	DNF
105	CAICEDO Jonathan	ECU	2:02:35 (160) +5:35	2:41:28 (159) +3:21	3:22:52 (162) +3:55	4:08:31 (158) +9:31	DNF
172	MAYER Alexandre	MRI	2:02:35 (155) +5:35	2:41:53 (165) +3:46	3:24:00 (164) +5:03	4:10:56 (159) +11:56	DNF
179	LYU Xianjing	CHN	2:02:35 (137) +5:35	2:41:28 (109) +3:21	3:22:52 (142) +3:55	4:10:56 (160) +11:56	DNF
92	VARGAS ALZATE Walter Alejandro	COL	2:02:35 (177) +5:35	2:42:38 (172) +4:31	3:25:55 (166) +6:58	4:12:55 (163) +13:55	DNF
93	ABRAHAMSEN Jonas	NOR	2:02:35 (63) +5:35	2:41:28 (64) +3:21	3:22:52 (105) +3:55	4:12:55 (164) +13:55	DNF
174	ORMISTON Callum	RSA	2:02:35 (132) +5:35	2:42:38 (169) +4:31	3:32:33 (171) +13:36	4:22:18 (166) +23:18	DNF
19	MEZGEC Luka	SLO	2:02:35 (12) +5:35	2:41:28 (13) +3:21	3:22:52 (12) +3:55		DNF
157	FETTER Erik	HUN	2:02:35 (101) +5:35	2:41:28 (108) +3:21	3:22:52 (137) +3:55		DNF

Race Analysis / Analyse de la course
Men Elite Road Race

Rank	Race Name	Nation Code	Split 1 Split 5	Split 2 Split 6	Split 3 Split 7	Split 4	Finish
150	MACIEJUK Filip	POL	2:02:35 (171) +5:35	2:41:28 (151) +3:21	3:22:52 (151) +3:55		DNF
176	SAINBAYAR Jambaljamts	MGL	2:02:35 (116) +5:35	2:42:20 (166) +4:13	3:27:35 (168) +8:38		DNF
171	PAJUR Markus	EST	1:59:08 (8) +2:08	2:41:22 (7) +3:15	3:32:18 (170) +13:21		DNF
148	KUZMIN Anton	KAZ	2:02:35 (84) +5:35	2:41:28 (127) +3:21	3:33:44 (172) +14:47		DNF
141	KRASTS Alekss	LAT	2:02:35 (169) +5:35	2:42:20 (167) +4:13			DNF
134	OTRUBA Jakub	CZE	2:02:35 (10) +5:35	2:44:58 (174) +6:51			DNF
135	SCHLEGEL Michal	CZE	2:02:35 (16) +5:35	2:44:58 (175) +6:51			DNF
187	OYARZUN GUINEZ Carlos Ivan	CHI	2:02:35 (176) +5:35	2:45:09 (176) +7:02			DNF
192	WILLIAMS Cory	BIZ	2:02:35 (146) +5:35	2:45:47 (177) +7:40			DNF
194	ANSARI Amir Arsalan	REF	2:03:46 (181) +6:46	2:50:45 (178) +12:38			DNF
191	MATUTE Fredd	HON	2:13:56 (186) +16:56	3:02:04 (179) +23:57			DNF
196	SCHUURHUIS Rien	VAT	2:12:18 (184) +15:18	3:02:04 (180) +23:57			DNF

HOST PARTNERS


 Zürich,
Switzerland.

MAIN PARTNERS



OFFICIAL PARTNERS



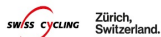
OFFICIAL SUPPLIERS



Race Analysis / Analyse de la course
Men Elite Road Race

Rank	Race Number	Name	Nation Code	Split 1 Split 5	Split 2 Split 6	Split 3 Split 7	Split 4	Finish
	195	WAIS Ahmad Badreddin	REF	2:13:56 (185) +16:56	3:02:04 (181) +23:57			DNF
	20	ŽUMER Matic	SLO	2:02:35 (19) +5:35				DNF
	177	ARASHIRO Yukiya	JPN	2:02:35 (172) +5:35				DNF
	44	SKJELMOSE Mattias	DEN	2:02:35 (179) +5:35				DNF
	154	PAREDES Anderson	VEN	2:04:40 (182) +7:40				DNF
	183	da COSTA CAMARGO FILHO Armando Reis	BRA	2:04:45 (183) +7:45				DNF
	31	LANDA MEANA Mikel	ESP	2:14:38 (187) +17:38				DNF
	169	MANSOURI Hamza	ALG	2:19:05 (188) +22:05				DNF
	153	MENESES Leangel	VEN	2:19:05 (189) +22:05				DNF
	181	BOCHAROV Dmitriy	UZB	2:23:53 (190) +26:53				DNF
	50	ALAPHILIPPE Julian	FRA					DNF
	121	GONCALVES ALMEIDA Joao Pedro	POR					DNF

HOST PARTNERS



MAIN PARTNERS



OFFICIAL PARTNERS



OFFICIAL SUPPLIERS



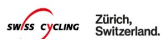
Race Analysis / Analyse de la course
Men Elite Road Race

Rank	Race Number	Name	Nation Code	Split 1 Split 5	Split 2 Split 6	Split 3 Split 7	Split 4	Finish
	146	CHZHAN Igor	KAZ					DNF
	185	SOSALAM Tullatorn	THA					DNF
	197	AL KHATER Fadhel	QAT					DNF
	137	BOVIN Guillaume	CAN					DNS

Note:
Intermediate (lap) times are information recorded from transponders. Final time used for ranking at the end of the race is determined with photo-finish for ALL riders.

Legend:
DNF Did Not Finish **DNS** Did Not Start **PTP** Point-To-Point

HOST PARTNERS



MAIN PARTNERS



OFFICIAL PARTNERS



OFFICIAL SUPPLIERS

